

IEMS 304 Lecture 8: Unsupervised Learning

Yiping Lu

yiping.lu@northwestern.edu

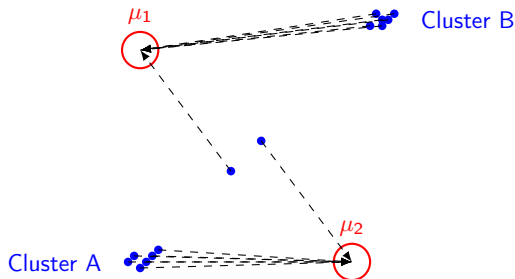
*Industrial Engineering & Management Sciences
Northwestern University*



NORTHWESTERN
UNIVERSITY

k-means

Iteration 1: Initialization & Forced Assignment



Assignment Summary (Iteration 1):

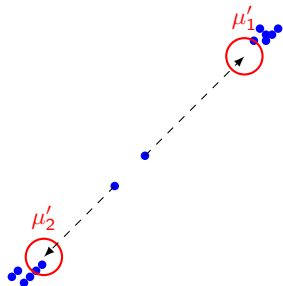
- $\mu_1 = (1, 4.5)$ gets: all Cluster B points (6 pts) + ambiguous point (2.5, 2.5) [total 7 pts].
- $\mu_2 = (4.5, 1)$ gets: all Cluster A points (6 pts) + ambiguous point (3, 3) [total 7 pts].

Updated centroids (computed as the mean):

$$\mu'_1 = \left(\frac{30+2.5}{7}, \frac{30+2.5}{7} \right) \approx (4.643, 4.643)$$

$$\mu'_2 = \left(\frac{6.3+3}{7}, \frac{6.3+3}{7} \right) \approx (1.329, 1.329)$$

Iteration 2: Reassignment



Reassignment (Iteration 2):

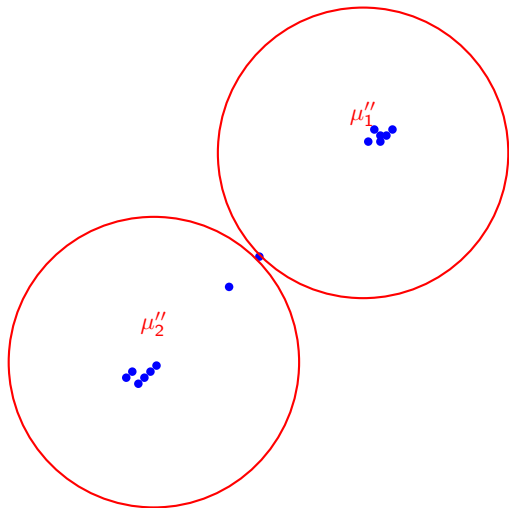
- $(2.5, 2.5)$ switches from μ_1 to μ_2' (closer to $(1.329, 1.329)$).
- $(3, 3)$ switches from μ_2 to μ_1' (closer to $(4.643, 4.643)$).

New centroids:

$$\mu_1'' = \left(\frac{30+3}{7}, \frac{30+3}{7} \right) = \left(\frac{33}{7}, \frac{33}{7} \right) \approx (4.714, 4.714)$$

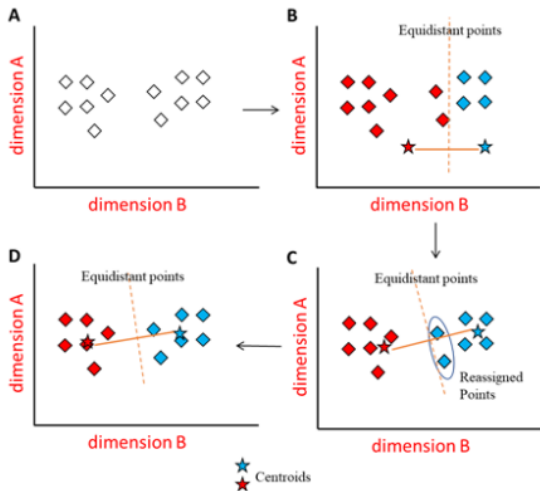
$$\mu_2'' = \left(\frac{6.3+2.5}{7}, \frac{6.3+2.5}{7} \right) = \left(\frac{8.8}{7}, \frac{8.8}{7} \right) \approx (1.257, 1.257)$$

Iteration 3: Convergence



Convergence: With centroids $\mu_1'' \approx (4.714, 4.714)$ and $\mu_2'' \approx (1.257, 1.257)$, all data points are now correctly grouped according to their true clusters.

k -means



k -means as Optimization

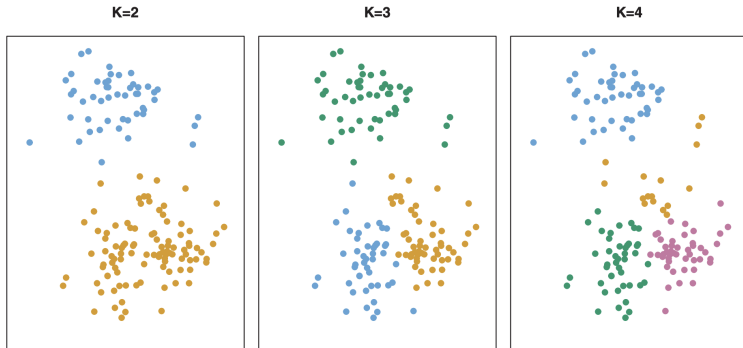
k -means aims to minimize the total within cluster (square) distance

$$\min_{\{C_j\}, \{\mu_j\}} \sum_{j=1}^k \sum_{x \in C_j} \|x - \mu_j\|^2$$

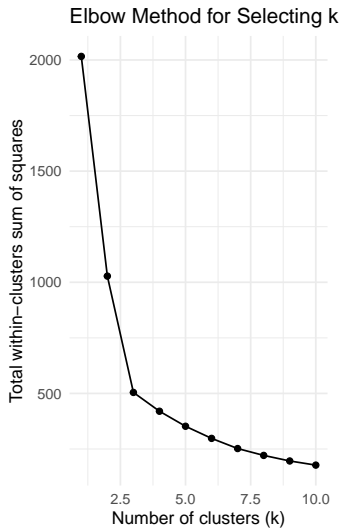
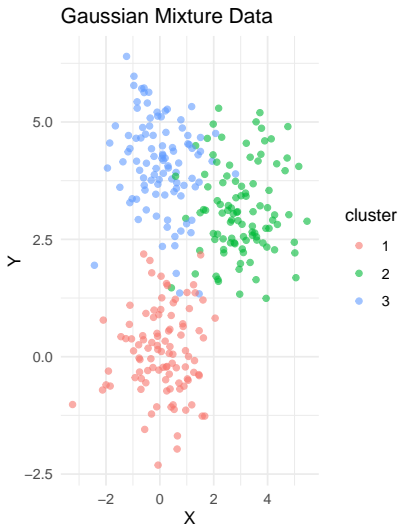
k -means as alternating direction optimization algorithm

- ❑ **Assignment:** Assign each x to its nearest μ_j (minimizes distance).
- ❑ **Update:** Recompute μ_j as the mean of C_j (minimizes variance).

Wrong k can be Problematic

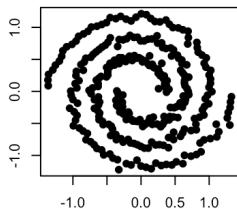


How to Select k : Elbow Effect

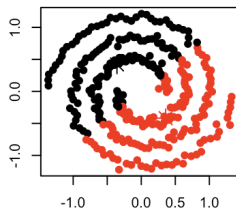


Spectral Clustering

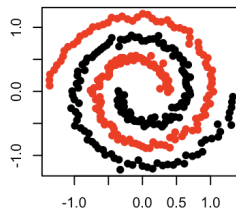
Spectral Clustering



K-means



Spectral clustering



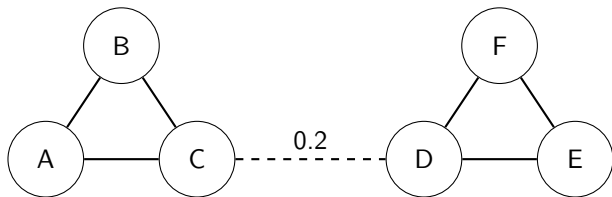
Spectral Clustering

We first represent data as a weighted graph $G(V, E)$ with weights w_{ij} .

Consider the Dirichlet form,

$$\frac{1}{2} \sum_{i,j} w_{ij} (f(i) - f(j))^2 = f^T L f, \quad (\text{Why?})$$

where L is the graph Laplacian defined as $L = D - W$ (where D is the degree matrix).



What would happen if we minimizing this form?

Quadratic Function as a Quadratic Form

$$v^T Av = \begin{pmatrix} x & y \end{pmatrix} \begin{pmatrix} 3 & 2 \\ 2 & 2 \end{pmatrix} \begin{pmatrix} x \\ y \end{pmatrix} = 3x^2 + 2xy + 2xy + 2y^2 = 3x^2 + 4xy + 2y^2.$$

Why is the Dirichlet Form Equal to $f^T L f$?

Consider the Dirichlet form:

$$\frac{1}{2} \sum_{i,j} w_{ij} (f(i) - f(j))^2 = \frac{1}{2} \sum_{i,j} w_{ij} [f(i)^2 - 2f(i)f(j) + f(j)^2].$$

□ terms involving $f(i)^2$:

$$\begin{aligned} & \frac{1}{2} \left(\sum_{i,j} w_{ij} f(i)^2 + \sum_{i,j} w_{ij} f(j)^2 \right) \\ &= \sum_i f(i)^2 \sum_j w_{ij} = \sum_i d_i f(i)^2. \end{aligned}$$

□ The cross term simplifies to:

$$- \sum_{i,j} w_{ij} f(i)f(j).$$

$$\frac{1}{2} \sum_{i,j} w_{ij} (f(i) - f(j))^2 = \sum_i d_i f(i)^2 - \sum_{i,j} w_{ij} f(i)f(j).$$

At the same time,

$$f^T L f = \sum_i d_i f(i)^2 - \sum_{i,j} w_{ij} f(i)f(j), \text{ where } L = D - W,$$

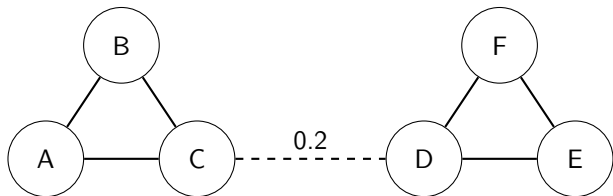
Definition

The Dirichlet form on a graph is defined as:

$$\frac{1}{2} \sum_{i,j} w_{ij} (f(i) - f(j))^2 = f^T L f.$$

- It sums the squared differences of the function values $f(i)$ over every edge, weighted by w_{ij} .
- A small value of $f^T L f$ indicates that neighboring nodes (with high similarity w_{ij}) have similar function values.
- Minimizing the Dirichlet form under constraints leads to smooth functions on the graph, thus revealing inherent cluster structure.

Computing the Graph Laplacian



Step 1: Define the Matrices

- **Weighted Adjacency Matrix W :**

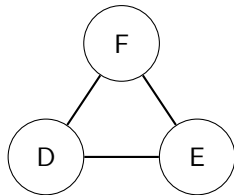
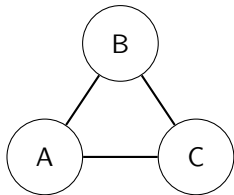
For each edge (i, j) , $w(i, j) = 1$ except for the edge between C and D where $w(C, D) = 0.2$.

- **Degree Matrix D :** Diagonal with $d_A = 2$, $d_B = 2$, $d_C = 2.2$, $d_D = 2.2$, $d_E = 2$, $d_F = 2$

Step 2: Compute the Graph Laplacian

$$L = D - W = \begin{pmatrix} 2 & -1 & -1 & 0 & 0 & 0 \\ -1 & 2 & -1 & 0 & 0 & 0 \\ -1 & -1 & 2.2 & -0.2 & 0 & 0 \\ 0 & 0 & -0.2 & 2.2 & -1 & -1 \\ 0 & 0 & 0 & -1 & 2 & -1 \\ 0 & 0 & 0 & -1 & -1 & 2 \end{pmatrix}.$$

Computing the Graph Laplacian



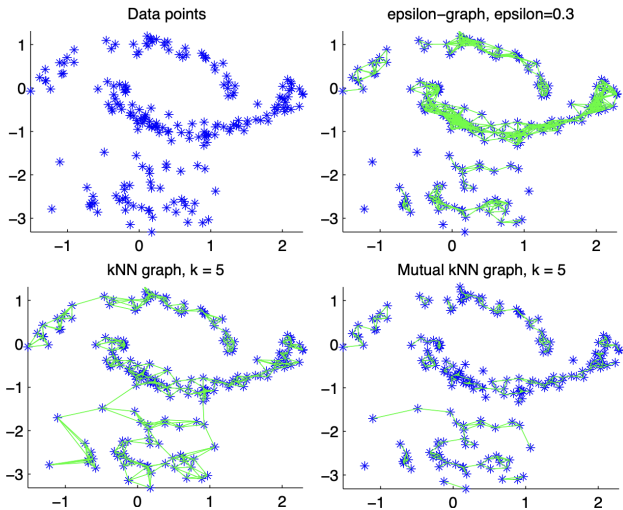
What is the smallest eigenvalue/eigenvectors of the graph laplacian?
What would happen if we have l -connected component

Spectral Clustering

$$\max f^\top Lf \quad \text{s.t. } f^\top \mathbf{1} = 0, \|f\|_2 = 1$$

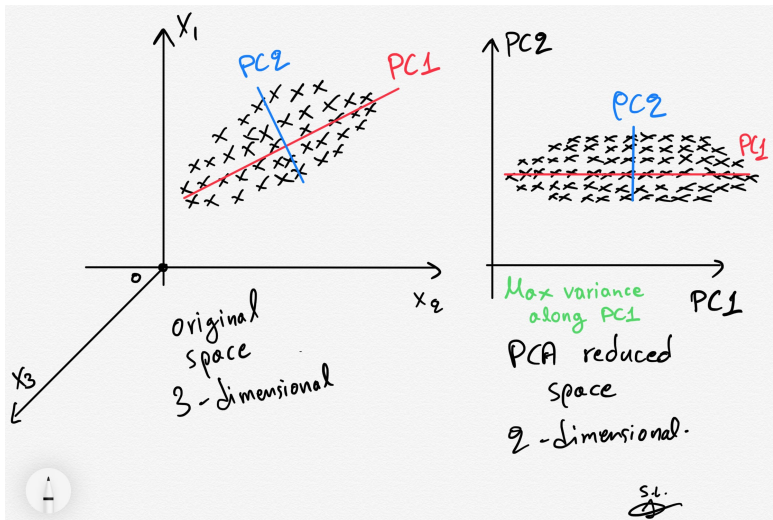
Then run a k -means on the spectral clustering representation f . (homework)

Graph

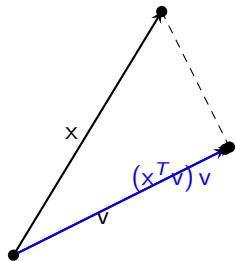


Dimension Reduction

Principal Component Analysis (PCA)



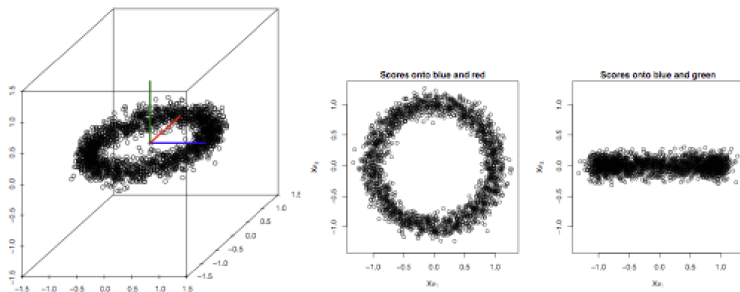
Projection



- $x^T v \in \mathbb{R}$: score
- $(x^T v)v \in \mathbb{R}^p$: projection

Not All Projection are the Same

Example: $X \in \mathbb{R}^{2000 \times 3}$, and $v_1, v_2, v_3 \in \mathbb{R}^3$ are the unit vectors parallel to the coordinate axes



Not all linear projections are equal! What makes a good one?

PCA: Preserve Most Information

We have n d -dimensional data points $x_1, x_2, \dots, x_n \in \mathbb{R}^d$ and a parameter $k \in \{1, 2, \dots, d\}$. We assume that the data is centered, meaning that $\sum_{i=1}^n x_i = 0$. (How to do that?)

AIM. Find directions that maximize the information preserved

The output of the method is defined as k orthonormal vectors v_1, v_2, \dots, v_k — the “top k principal components” — that maximize the objective function :

$$\frac{1}{n} \sum_{i=1}^n \sum_{j=1}^k (x_i \cdot v_j)^2.$$

Question: Why we want the principal components orthonormal?

Review: Projection Under Orthonormal Basis

Let $A = [v_1, \dots, v_k]$ where v_1, \dots, v_k are orthonormal. **Remind.** Least square solution: $A\beta \approx b$, then $\beta = (A^T A)^{-1} A^T b$ Then $A\beta = A(A^T A)^{-1} A^T b$

Review. Orthonormal means $A^T A = I$

Check. Project b to $\text{span}\{v_1, \dots, v_k\}$ means

$$\langle v_1, b \rangle v_1 + \langle v_2, b \rangle v_2 + \dots + \langle v_k, b \rangle v_k$$

Matrix Formulation

Matrix Formulation: Define $V \in \mathbb{R}^{d \times k}$ with columns v_1, \dots, v_k , representing the k principal components.

The total variance captured when projecting the data onto the subspace spanned by V is

$$\frac{1}{n} \|XV\|_F^2 = \text{tr} \left(V^T \left(\frac{1}{n} X^T X \right) V \right) = \text{tr}(V^T S V),$$

where $S = \frac{1}{n} X^T X$ is the covariance matrix.

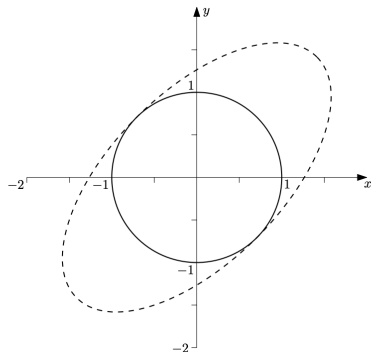
Note that $\|A\|_F^2 = \text{tr}(A^T A)$ For $A = XV$, we have:

$$\|XV\|_F^2 = \text{tr}((XV)^T (XV)) = \text{tr}(V^T X^T X V). \quad (\text{for } \text{tr}(AB) = \text{tr}(BA))$$

$$\max_{V \in \mathbb{R}^{d \times k}} \text{tr}(V^T S V) \quad \text{subject to} \quad V^T V = I_k.$$

Covariance Matrix: Rotation on Principal Component


$$\begin{pmatrix} \frac{3}{2} & -\frac{1}{2} \\ \frac{1}{2} & \frac{3}{2} \end{pmatrix} = \underbrace{\begin{pmatrix} \frac{1}{\sqrt{2}} & -\frac{1}{\sqrt{2}} \\ \frac{1}{\sqrt{2}} & \frac{1}{\sqrt{2}} \end{pmatrix}}_{\text{rotate back } 45^\circ} \cdot \underbrace{\begin{pmatrix} 2 & 0 \\ 0 & 1 \end{pmatrix}}_{\text{stretch}} \cdot \underbrace{\begin{pmatrix} \frac{1}{\sqrt{2}} & \frac{1}{\sqrt{2}} \\ -\frac{1}{\sqrt{2}} & \frac{1}{\sqrt{2}} \end{pmatrix}}_{\text{rotate clockwise } 45^\circ}$$



PCA as Top Eigenvectors

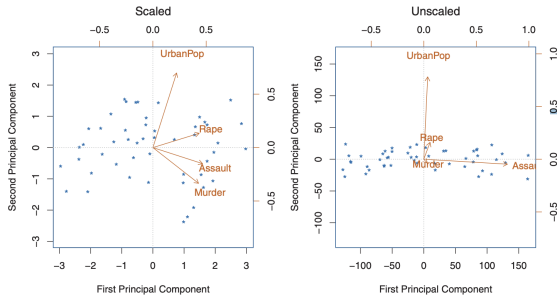
PCA boils down to computing the k eigenvectors of the covariance matrix $X^T X$ that have the largest eigenvalues.

Eigen-Face



The components ("eigenfaces") are ordered by their importance from top-left to bottom-right. We see that the first few components seem to primarily take care of lighting conditions; the remaining components pull out certain identifying features: the nose, eyes, eyebrows, etc.

Normalize Your Data



Murder, **Rape**, and **Assault** are reported as the number of occurrences per 100, 000 people, and **UrbanPop** is the percentage of the state's population that lives in an urban area. These four variables have variance 18.97, 87.73, 6945.16, and 209.5